



SPRING HILL COLLEGE
MEN'S BASEBALL
2008

GENERAL FACTS:

Name of School: Spring Hill College

City/State/Zip: Mobile, AL 36608

Founded: 1830

Enrollment: 1,477

Nickname: Badgers (men), Lady Badgers (women)

School Colors: Purple & White

Home Facility: Stan Galle Field

Capacity: 1,000

Affiliation: NAIA

Conference: Gulf Coast Athletic

President: Rev. Gregory Lucey, S.J.

Athletic Director: Scott Westbrook

Faculty Athletic Representative: Dr. David Dean

Athletic Department Phone: 251-380-3485

Athletic Department Fax: 251-460-2196

Sports Information Director: Jim Stennett

SID Phone: 251-380-4468

SID Email: jstennett@shc.edu

Athletic Web Site: www.shcbadgers.com

COACHING STAFF

Head Coach: Frank Sims

Record at school (years): 596-587 (24th season)

Career record (years): 640-597-3 (25th season)

Office Phone: 251-380-3486

Athletic Trainer: Joe Baya, ATC

Office Phone: 251-380-3493

TEAM INFORMATION

Overall Record Last Year: 18-38

Conference/Finish: 5-25/6th

Starters returning/lost/new: 22/15/7



SPRING HILL COLLEGE MOBILE, ALABAMA


Spring Hill College is the first Catholic college in the Southeast, the third oldest Jesuit college and the fifth oldest Catholic college in the United States. The college is ranked among the top 15 Southern colleges and universities in U.S. News & World Report's "America's Best Colleges." The campus is home to approximately 1,400 students and rests on 400 acres in one of Mobile's most noted neighborhoods. It is naturally landscaped and features huge oaks, azalea-lined walkways and an 18-hole golf course. Several campus buildings are listed in the National Register of Historic Places.

Spring Hill has a long-standing record of excellence and a deep tradition in intercollegiate athletics. The college is a member of the NAIA and Gulf Coast Athletic Conference, which has schools in Alabama, Louisiana and Mississippi. The GCAC holds conference championships in these sports: men's and women's soccer, men's and women's cross-country, volleyball, men's and women's basketball, baseball, softball, men's and women's tennis, and men's and women's golf.






34
JARED BONVILLIAN
 INF • R/R
 Junior • 6'1" • 210
 Geismar, La.




16
MICHAEL BOUCHE
 P • R/R
 Junior • 6'1" • 205
 Chalmette, La.



24
GRANT BRASHER
 OF • R/R
 Freshman • 5'11" • 175
 St. Louis, Mo.



18
CHRIS BRUCE
 P • R/R
 Freshman • 6'1" • 190
 Hampton Cove, Ala.



12
TAYLOR CHADICK
 P • R/R
 Freshman • 6'0" • 170
 Mobile, Ala.




21
JAVIER CERTA
 INF • R/R
 Junior • 6'1" • 210
 Miami, Fla.




23
NICK CLAPPER
 P • L/L
 Sophomore • 6'1" • 170
 Mobile, Ala.




9
TOM CONNORS
 INF • L/R
 Senior • 6'0" • 185
 Chicago, Ill.




26
LUCAS DOBSON
 INF • R/R
 Freshman • 5'11" • 185
 Mobile, Ala.



29
JOHN FREEMAN
 P • R/R
 Freshman • 5'11" • 200
 Evansville, Ind.



32
MARIO GARCIA
 P • R/R
 Junior • 5'11" • 150
 Miami, Fla.




8
TOMMY GIESEKEING
 P • R/R
 Junior • 6'0" • 175
 Orlando, Fla.




2
RYAN HALL
 OF • R/R
 Sophomore • 5'9" • 165
 Fort Myers, Fla.




3
JUSTIN HARRISON
 OF • L/L
 Sophomore • 5'9" • 150
 Mobile, Ala.




15
MATT HASLEY
 P • R/R
 Junior • 6'0" • 185
 Daphne, Ala.



30
BRAD HOLSTEIN
 INF • R/R
 Freshman • 6'2" • 215
 New Orleans, La.



14
TODD KLINE
 P/INF • R/R
 Junior • 5'10" • 180
 Gulf Shores, Ala.



33
CRAIG LEHMAN
 INF • R/R
 Junior • 6'2" • 255
 Mobile, Ala.




13
TONY MATTERA
 P • R/R
 Sophomore • 6'0" • 180
 St. Louis, Mo.




17
TYLER MOBERG
 C • R/R
 Senior • 6'3" • 205
 Mobile, Ala.




11
BLAKE NELSON
 INF • R/R
 Sophomore • 5'9" • 160
 Mobile, Ala.




6
PAT O'MALLEY
 INF • R/R
 Sophomore • 5'10" • 175
 Ormond, Fla.




22
DOM PALUMBO
 INF • R/R
 Sophomore • 5'10" • 145
 St. Louis, Mo.




10
JONATHAN POYNER
 P • R/R
 Freshman • 6'0" • 160
 Mobile, Ala.




5
CHRISTIAN ROSSI
 OF • L/L
 Freshman • 5'8" • 150
 Baton Rouge, La.



4
BILLY SALISKI
 C • L/R
 Junior • 5'11" • 185
 Montgomery, Ala.



20
SAM STEWART
 OF • R/R
 Senior • 6'3" • 220
 Mobile, Ala.



1
PATRICK WHITE
 INF • R/R
 Sophomore • 5'10" • 160
 Birmingham, Ala.



2008 ROSTER

No.	Player	Pos.	Class	Ht.	WT.	B/	Hometown
1	Patrick White	INF	So.	5'10"	160	R-R	Birmingham, Ala.
2	Ryan Hall	OF	So.	5'9"	165	R-R	Fort Myers, Fla.
3	Justin Harrison	OF	So.	5'9"	150	L-L	Mobile, Ala.
4	Billy Saliski	C	Jr.	5'11"	185	L-R	Montgomery, Ala.
5	Christian Rossi	OF	Fr.	5'8"	150	L-L	Baton Rouge, La.
6	Pat O'Malley	INF	So.	5'10"	175	R-R	Ormond, Fla.
8	Tommy Giesecking	P	Jr.	6'0"	175	R-R	Orlando, Fla.
9	Tom Connors	INF	Sr.	6'0"	185	L-R	Chicago, Ill.
10	Jonathan Poyner	P	Fr.	6'0"	160	R-R	Mobile, Ala.
11	Blake Nelson	INF	So.	5'9"	160	R-R	Mobile, Ala.
12	Taylor Chadick	P	Fr.	6'0"	170	R-R	Mobile, Ala.
13	Tony Mattera	P	So.	6'0"	180	R-R	St. Louis, Mo.
14	Todd Kline	P/INF	Jr.	5'10"	180	R-R	Gulf Shores, Ala.
15	Matt Hasley	P	Jr.	6'0"	185	R-R	Daphne, Ala.
16	Michael Bouché	P	Jr.	6'1"	205	R-R	Chalmette, La.
17	Tyler Moberg	C	Sr.	6'3"	205	R-R	Mobile, Ala.
18	Chris Bruce	P	Fr.	6'1"	190	R-R	Hampton Cove, Ala.
20	Sam Stewart	OF	Sr.	6'3"	220	R-R	Mobile, Ala.
21	Javier Cherta	INF	Jr.	6'1"	210	R-R	Miami, Fla.
22	Dom Palumbo	INF	So.	5'10"	145	R-R	St. Louis, Mo.
23	Nick Clapper	P	So.	6'1"	170	L-L	Mobile, Ala.
24	Grant Brasher	OF	Fr.	5'11"	175	R-R	St. Louis, Mo.
25	Phillip Stewart	P	So.	6'4"	200	R-R	Grand Bay, Ala.
26	Lucas Dobson	INF	Fr.	5'11"	185	R-R	Mobile, Ala.
29	John Freeman	P	Fr.	5'11"	200	R-R	Evansville, Ind.
30	Brad Holstein	INF	Fr.	6'2"	215	R-R	New Orleans, La.
32	Mario Garcia	P	Jr.	5'11"	190	R-R	Miami, Fla.
33	Craig Lehman	INF	Jr.	6'2"	255	R-R	Mobile, Ala.
34	Jared Bonvillian	INF	Jr.	6'1"	210	R-R	Geismar, La.

2007 SEASON STATISTICS

BATTING	GP	GS	AVG	AB	R	H	2B	3B	HR	RBI	TB	SLG%	BB	HBP	SO	GDP	OB%	SF	SH	SB	SBA
Drew Sims	50	49	.422	116	21	49	4	0	0	22	53	.457	10	3	12	2	.466	4	13	1	2
Ryan Hall	53	53	.350	206	47	72	2	2	1	24	81	.393	21	5	29	3	.421	1	7	22	24
Sam Stewart	51	51	.335	185	32	62	10	0	0	25	72	.389	12	11	26	9	.407	1	1	9	10
Jared Bonvillian	19	2	.316	19	4	6	1	1	0	2	9	.474	1	0	5	1	.350	0	0	0	0
John Calderone	55	54	.307	189	26	58	8	1	3	25	77	.407	7	7	26	7	.351	2	7	3	6
Tyler Moberg	54	54	.304	184	26	56	12	0	1	31	71	.386	21	8	19	5	.390	5	3	2	2
Tom Connors	46	45	.286	147	16	42	5	0	0	16	47	.320	14	2	11	1	.356	0	6	3	5
Rick Havens	51	50	.282	181	24	51	12	2	5	37	82	.453	16	2	28	3	.342	3	1	1	1
Javier Cherta	20	4	.273	22	2	6	1	0	0	7	7	.318	9	0	7	1	.469	1	0	0	0
Billy Saliski	35	32	.270	111	9	30	6	0	2	14	42	.378	16	0	23	1	.362	0	1	0	0
Justin Harrison	38	6	.259	27	16	7	2	0	0	7	9	.333	4	1	8	0	.375	0	1	7	7
Patrick O'Malley	40	31	.259	112	24	29	3	0	1	18	35	.313	14	3	22	1	.351	2	1	2	2
Patrick White	19	4	.250	20	2	5	0	0	0	0	5	.250	1	1	7	1	.292	2	0	2	2
Blake Nelson	29	8	.225	40	11	9	1	0	0	4	10	.250	0	1	4	0	.244	0	0	0	1
Seth Monaghan	40	35	.212	113	12	24	5	0	0	12	29	.257	8	2	27	2	.276	0	2	1	1
Ty Hathorn	36	24	.184	87	6	16	0	0	0	8	16	.184	8	2	21	4	.263	2	3	0	0
Andy McCall	7	1	.167	6	1	1	1	0	0	1	2	.333	0	0	5	0	.167	0	0	0	0
Todd Kline	8	1	.000	2	0	0	0	0	0	0	0	.000	0	0	0	0	.000	0	0	0	0
Tony Davis	1	0	.000	1	0	0	0	0	0	0	0	.000	0	0	1	0	.000	0	0	0	0
Lucas Dobson	2	0	.000	1	0	0	0	0	0	0	0	.000	0	0	0	0	.000	0	0	0	0
Ryne Murph	1	0	.000	1	0	0	0	0	0	0	0	.000	0	0	0	0	.000	0	0	0	0
Total	56	56	.295	1770	279	523	73	6	13	253	647	.366	162	48	281	41	.366	23	46	53	63
Opponents	56	56	.309	1773	359	547	85	13	27	321	739	.417	210	77	240	24	.399	31	33	92	128

LOB - Team (443), Opp (448). IBB - Team (2), Opp (2).

Score by Innings	1	2	3	4	5	6	7	8	9	10	R
Opponents	57	40	39	47	47	48	35	23	22	1	359
Spring Hill College	34	28	36	47	24	41	36	21	11	1	279

PITCHING	ERA	W	L	GP	GS	CG	SHO	CBO	SV	IPH	R	E	R	BB	SO	HR	TBF	B/Avg	WP	HBP	BK
Todd Kline	1.54	2	0	7	0	0	0	0	1	13.2	9	11	3	10	7	0	65	.180	3	3	0
Mario Garcia	3.57	1	1	9	0	0	0	0	2	15.2	26	17	8	0	11	0	87	.356	0	11	0
Kasey Nafzger	3.85	4	2	13	7	3	1	0	1	56.1	62	37	31	28	39	2	262	.292	4	15	3
Michael Bouché	4.14	3	7	14	13	2	1	0	1	69.1	105	58	41	19	30	6	334	.347	3	6	0
Michael Scanio	4.24	0	2	13	2	0	0	0	0	33.0	39	23	20	18	11	5	155	.300	1	2	1
Matt Hasley	4.32	3	9	14	14	1	0	0	0	84.1	107	69	52	17	51	5	393	.311	5	19	1
Phillip Stewart	4.33	2	2	11	6	2	0	0	0	42.0	47	28	26	31	26	1	202	.297	6	8	0
Nick Clapper	4.67	1	12	14	13	1	0	0	0	69.0	87	65	46	35	33	5	338	.310	6	9	1
Tommy Giesecking	4.93	1	1	14	0	0	0	0	2	27.0	37	26	19	20	11	2	140	.322	1	2	0
Seth Monaghan	5.04	1	2	4	0	0	0	0	0	8.1	9	7	6	10	5	0	43	.300	0	1	1
Danny Cashin	6.00	0	0	10	1	0	0	0	0	18.2	18	16	22	16	1	99	.254	6	1	1	
Geoffery Hart	0.00	0	0	4	0	0	0	0	0	1.2	1	0	0	0	0	0	6	.167	1	0	0
Total:	4.27	18	38	56	56	9	2	0	6	439.0	547	359	268	210	240	27	2124	.309	36	77	8
Opponents:	3.50	38	18	56	56	31	3	2	6	442.1	523	279	221	162	281	13	2049	.295	29	48	4

2007 RESULTS

(18-38; 5-25 GCAC)

2/3	Lindenwood University	L, 5-6
2/4	Berry College (DH)	L, 11-14/ L, 7-10
2/8	Spalding University	W, 8-6
2/9	Mid-Continent	W, 8-5
2/10	Mid-Continent (DH)	W, 7-3/ L, 10-11
2/11	Spalding University	L, 3-5
2/16	Auburn-Montgomery(DH)	L, 4-5/ L, 2-4
2/23	LSU-Shreveport* (DH)	L, 2-5/ W, 1-0
2/24	LSU-Shreveport*	L, 4-12
2/27	Faulkner University (DH)	W, 7-5/ L, 1-6
3/2	at Univ. of Mobile*	L, 6-11
3/3	at Univ. of Mobile* (DH)	W, 6-1/ L, 6-7
3/5	Lyon College	L, 5-9
3/6	Tennessee Wesleyan	W, 8-2
3/9	Loyola University*	W, 6-3
3/10	Loyola University* (DH)	W, 7-6/ L, 3-5
3/13	Berry College (DH)	W, 10-0/ W, 8-7
3/16	William Carey*	L, 10-15
3/17	William Carey* (DH)	L, 3-9/ L, 8-9
3/23	Belhaven College*	L, 3-8
3/24	Belhaven College* (DH)	L, 3-18/ L, 3-4
3/26	at Faulkner University (DH)	L, 0-7/ L, 0-1
3/31	at LSU-Shreveport*	L, 3-4
4/1	at LSU-Shreveport*	L, 3-12
4/4	at Stillman College (DH)	W, 5-2/ W, 11-7
4/6	Univ. of Mobile*	L, 0-8
4/7	Univ. of Mobile* (DH)	L, 5-8/ L, 3-5
4/13	at Loyola University*	W, 6-4
4/14	at Loyola University* (DH)	L, 5-13/ L, 6-9
4/17	Tougaloo College (DH)	W, 11-1/ W, 10-1
4/20	at William Carey*	L, 4-5
4/21	at William Carey* (DH)	L, 3-4/ L, 7-8
4/24	at West Florida	L, 4-1
4/27	at Belhaven College*	L, 0-4
4/28	at Belhaven College* (DH)	L, 1-5/ L, 3-5
5/2	vs. Belhaven College\$	W, 4-3
5/3	vs. William Carey\$	L, 1-8
5/4	vs. Univ. of Mobile\$	L, 5-14

*- GCAC games

\$- GCAC Tournament

2007 GCAC STANDINGS

SCHOOL	GCAC	OVERALL
Belhaven	24-6 .800	43-14 .754
LSU-S	21-9 .700	39-13 .750
William Carey	16-14 .533	28-26 .519
Mobile	15-15 .500	27-32 .458
Loyola-N.O.	9-21 .300	18-39 .316
Spring Hill	5-25 .167	18-38 .321

HEAD COACH FRANK SIMS



Frank Sims starts his 24th season at the helm of the Badgers and has compiled a 596-587-3 record over that span. Over the 25 years he has served as a collegiate skipper, he has accumulated a career record of 640-597-3.

Sims is Spring Hill's all-time winningest coach and his record includes 16 20-win seasons, six 30-win seasons, two 40-win seasons and four Gulf Coast Athletic Conference championships. Spring Hill has also appeared in the NAIA Regional Tournament four times and Sims has been honored as GCAC Coach of the Year on four occasions.

ASSISTANT COACH TRAE MCGILL



Trae McGill is a 2001 Spring Hill College graduate and played professional baseball in the Kansas City Royals farm system reaching the Double-A level before retiring due to injury. McGill was All-Conference and All-Region XIII for the Badgers in 2001. A native of Mobile, he prepped at Murphy High School.

ASSISTANT COACH TY HATHORN



A native of Bassfield, Miss., Ty Hathorn played four years for the Spring Hill College Baseball Badgers as an outfielder. Hathorn served as a team captain for the Badgers and was a tireless worker as a player and is proving to have the same work ethic as a coach.

ON THE COVER: 2008 Team Captains (left to right) Tom Connors, Michael Bouché, Matt Hasley, Tommy Giesecking and Sam Stewart. Photos: Seth Laubinger

2008 PREVIEW

For the baseball purist, the 2008 edition of the Spring Hill College baseball team could be a pleasure to watch. The Badgers don't have many power hitters or pitchers that will throw blazing heat past batters, but they do have a team of fundamental ball players who will find the gaps in the defense, run the bases, move runners along and play smart defense.

Head Coach Frank Sims enters his 25th season with optimism. "We have a mix of youth and experience on the squad this year," he says. "This team will rely on stealing bases, executing bunts, playing good defense and having pitchers throw strikes. Some people call it 'small ball,' but really it's just good fundamental baseball."

On offense, the Badgers will feature an exciting brand of baseball that Sims thinks will score more runs than the 2007 Badgers. "This is the fastest team we've had in the last 10 years," he says. "We don't have a 'big-bopper' who will consistently leave the yard, but we do have hitters that can find the alleys and base runners that can steal a few bases."

The pitching staff for the Badgers features three returning conference pitchers in juniors Matt Hasley of Daphne and Michael Bouché of Chalmette, La., along with sophomore lefthander Nick Clapper from Mobile. Miami, Fla., native junior Mario Garcia also returns to the line up after sitting out the 2007 season with injuries and junior closer Tommy Giesecking from Orlando, Fla., impressed coaches during the fall workouts. Freshmen Chris Bruce of Hampton Cove, John Freeman of Evansville, Ind., and Taylor Chadick from Mobile have also caught the eye of their coach and will see significant time on the mound this season.

In the field, the Badger defense will see a few changes from last year. Sophomore Ryan Hall will move from center to right field, Justin Harrison will set up shop in center field, and freshman Christian Rossi will take left field. The infield will also see some modifications with 3-year starter senior Sam Stewart moving from the outfield to first base. Sophomores Pat O'Malley and Patrick White appear to have settled in at third base and shortstop and freshman Brad Holstein from New Orleans will step in at those spots as needed. Gold Glove winner and All Conference performer Tom Connors of Chicago rounds out the infield with senior Tyler Moberg and junior Billy Saliski splitting time behind the plate.

The 2008 schedule will force the young Badgers to find their strides quickly. "We open up the first weekend with conference newcomer Tougaloo, so our young players will get their feet wet early," says Sims. "Though, that's not a bad thing because we'll need to grow up fast." The Gulf Coast Athletic Conference features four teams worthy of Top 25 standing; LSU-Shreveport, Belhaven, Mobile and William Carey. Add in an always-tough Loyola team and the unknown factor of Tougaloo and Spring Hill's conference schedule will be tough. Non-conference games versus perennial powers Auburn-Montgomery, Birmingham-Southern, Tennessee Wesleyan, Lyon College, McKendree, and Thomas University will also test the metal of the 2008 Badgers. "That's the way I like it," Sims says. "What's the point of playing if there's not a challenge? I have confidence that if we play our game and play smart, we'll be fine."

2008 BADGERS BASEBALL



DATE	OPPONENT	SITE	TIME
Jan. 25	Tougaloo College*	Home	6 p.m.
Jan. 26	Tougaloo College (DH)*	Home	1 p.m.
Feb. 1	LSU-Shreveport*	Home	6 p.m.
Feb. 2	LSU-Shreveport (DH)*	Home	6 p.m.
Feb. 4	at Faulkner University (DH)	Montgomery, Ala.	1 p.m.
Feb. 10	Birmingham-Southern (DH)	Home	1 p.m.
Feb. 12	Stillman College (DH)	Home	3 p.m.
Feb. 15	at Loyola University New Orleans*	New Orleans, La.	6 p.m.
Feb. 16	at Loyola University New Orleans (DH)*	New Orleans, La.	1 p.m.
Feb. 22	at University of Mobile*	Mobile, Ala.	2 p.m.
Feb. 23	at University of Mobile (DH)*	Mobile, Ala.	12 p.m.
Feb. 26	Auburn-Montgomery (DH)	Home	4 p.m.
Feb. 29	at Belhaven College*	Jackson, Miss.	6 p.m.
Mar. 1	at Belhaven College (DH)*	Jackson, Miss.	1 p.m.
Mar. 4	Tennessee Wesleyan College (DH)	Home	3 p.m.
Mar. 7	William Carey University*	Home	6 p.m.
Mar. 8	William Carey University (DH)*	Home	1 p.m.
Mar. 11	McKendree University	Home	4 p.m.
Mar. 12	McKendree University	Home	4 p.m.
Mar. 14	at Tougaloo College*	Jackson, Miss.	6 p.m.
Mar. 15	at Tougaloo College (DH)*	Jackson, Miss.	1 p.m.
Mar. 17	Lyon College	Home	5 p.m.
Mar. 21	at LSU-Shreveport*	Shreveport, La.	6 p.m.
Mar. 22	at LSU-Shreveport (DH)*	Shreveport, La.	1 p.m.
Mar. 25	at Auburn-Montgomery	Montgomery, Ala.	4 p.m.
Apr. 1	at Thomas University (DH)	Thomasville, Ga.	2 p.m.
Apr. 4	Loyola University New Orleans*	Home	6 p.m.
Apr. 5	Loyola University New Orleans (DH)*	Home	1 p.m.
Apr. 8	Thomas University (DH)	Home	3 p.m.
Apr. 11	University of Mobile*	Home	6 p.m.
Apr. 12	University of Mobile (DH)*	Home	1 p.m.
Apr. 15	Faulkner University	Home	7 p.m.
Apr. 18	Belhaven College*	Home	6 p.m.
Apr. 19	Belhaven College (DH)*	Home	1 p.m.
Apr. 25	at William Carey University*	Hattiesburg, Miss.	6 p.m.
Apr. 26	at William Carey University (DH)*	Hattiesburg, Miss.	1 p.m.
Apr. 30-May 3	GCAC Tournament	Home	T.B.A.

*Gulf Coast Athletic Conference Games